

Appendix 1

Journal infographics

*Data representative
of the period January –
December 2023*

■ **ecpr.eu**



Journal infographics

ecpr

The following infographics offer a statistical overview of ECPR's co-published journals.

Figures are taken from reports presented at our annual spring publications meetings.


We have made the infographics as accurate as we can while keeping them reader friendly.

However, journals and publishers record and report information in different ways, so like-for-like comparison is not always possible.

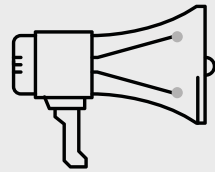
To find out more information about a journal, contact the editors directly.

Information in this document is representative of the period January – December 2023

The publication process means that some figures may include data relating to previous years.




Online
and print



3.4


Impact Factor 2022



582,450

total downloads

46%
female
published
authors



**Top 3
submitting
regions**

UK 23%
USA 15%
Germany 7%

91%
rejection
rate



European Journal of International Relations (EJIR)

Key figures: 2023

26
Editorial
Board
members



of whom 38%
are female

435
submitted
articles



53 days


average time from submission
to editorial decision



9.2

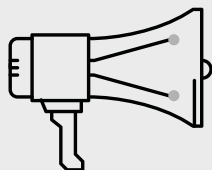
CiteScore

ecpr



OA welcome

56 Open Access Articles



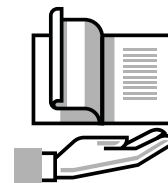
5.7

5-year Impact Factor



515,000

total downloads



69

published articles

Top 3 submitting countries

Germany 14%
UK 12%
USA 8%



526

submitted articles

66%

rejection rate




European Journal of Political Research (EJPR)

Key figures: 2023

30%

female published authors



29

Editorial Board members

of whom 51% are female




9.2

CiteScore

54 days

average time from submission to first editorial decision



113 days

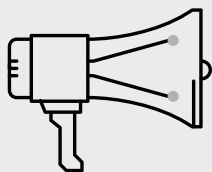
average time from acceptance to publication





**OA from
September
2023**

80% Open
Access Articles



3.2

Impact Factor



159,631

total downloads



4.5

CiteScore 2022

ecpr

**Readers:
top 3
countries**

Germany 14%
USA 13%
UK 13%


**69%
rejection
rate**



**European
Political
Science
Research
(EPSR)**

Key figures: 2023


**31%
female
published
authors**



**218
submitted
articles**

42 days

average time from
submission to
editorial decision




**40
articles
published**



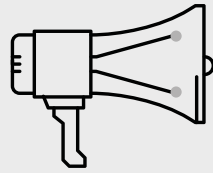
**30
Editorial
Board
members**

of whom 57%
are female



**OA
welcome**

31% Open
Access Articles




2.0

Impact Factor



213,580

total downloads



78

**published
articles**

ecpr

**Top
submitting
countries**

Italy 7%
Germany 7%
UK 6%



117

**submitted
articles**

**41%
rejection
rate**



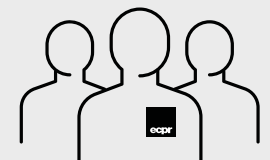
**European
Political
Science (EPS)**

Key figures: 2023

**21
Editorial
Board
members**

of whom 57%
are female

**43%
female
published
authors**




4.2

CiteScore 2022

28 days


average time
from submission to
editorial decision




45%

female
submitting
authors






**Gold Open
Access**



APC free

for authors at ECPR
member institutions



20

**published
articles**



92,885

total downloads

**Top 3
downloading
countries**

USA 34%
UK 19%
Germany 15%



110

**submitted
articles**


**60%
rejection
rate**



**Political
Research
Exchange
(PRX)**

Key figures: 2023

**32.5%
female
published
authors**



**11
Editorial
Board
members**

of whom 66%
are female


15 days

average time
from acceptance
to publication



40 days

average time from
submission to first
editorial decision



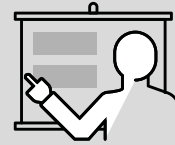
100%

authors would publish with The Loop again



287

published articles



45%

authors are early career scholars



43

authors based in 43 countries worldwide

415



published authors



The Loop

Key figures: 2023



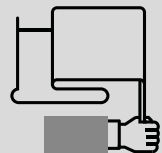
61,524

page views of most-read blog piece at 19 January 2022



64%

authors from ECPR member institutions



94%

pitched content, up from 75% in 2022



4,822

followers on Twitter at 31 December



44%

female authors